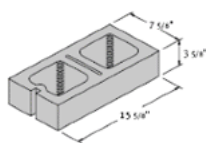
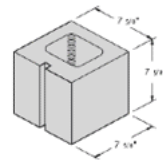


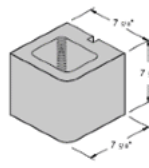
8 x 4 x 16 Hollow Half High*



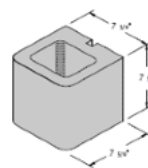
8 x 4 x 16 Hollow Corner Sash Half High *



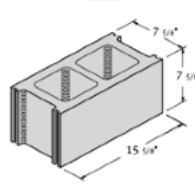
8 x 8 x 8 Hollow Corner Sash Half



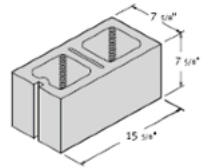
8 x 8 x 8 Hollow Single Bullnose



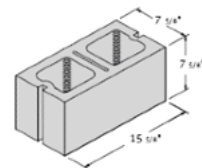
8 x 8 x 8 Hollow Double Bullnose



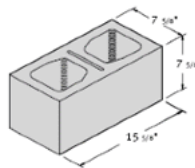
8 x 8 x 16 Hollow Stretcher



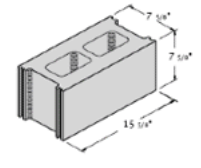
8 x 8 x 16 Hollow Corner Sash



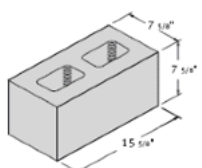
8 x 8 x 16 Hollow Double Sash*



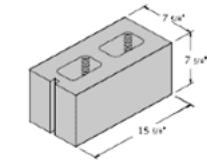
8 x 8 x 16 Hollow Pier*



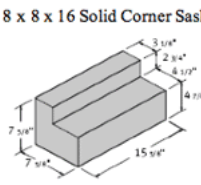
8 x 8 x 16 Hollow 3 Hour Fire Rated



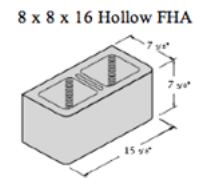
8 x 8 x 16 Semi Solid



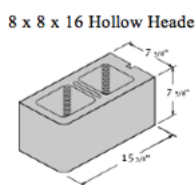
8 x 8 x 16 Semi Solid Corner Sash*



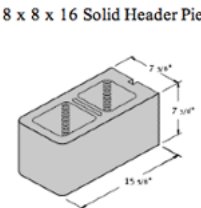
8 x 8 x 16 Solid Corner Sash



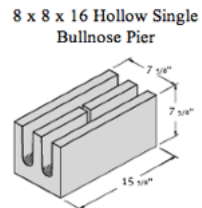
8 x 8 x 16 Hollow FHA



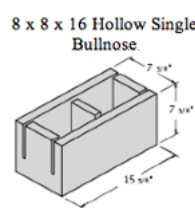
8 x 8 x 16 Hollow Header



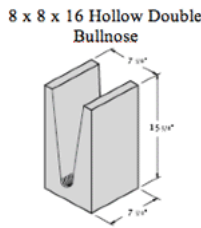
8 x 8 x 16 Solid Header Pier



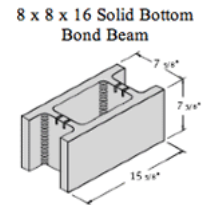
8 x 8 x 16 Hollow Single Bullnose Pier



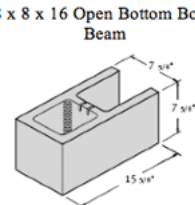
8 x 8 x 16 Hollow Single Bullnose



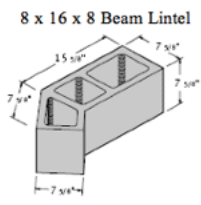
8 x 8 x 16 Hollow Double Bullnose



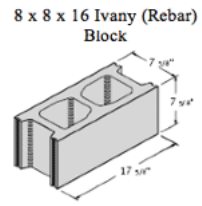
8 x 8 x 16 Solid Bottom Bond Beam



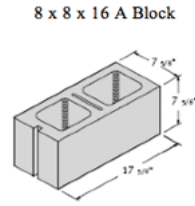
8 x 8 x 16 Open Bottom Bond Beam



8 x 16 x 8 Beam Lintel



8 x 8 x 16 Ivany (Rebar) Block



8 x 8 x 16 A Block

8 x 8 x 21 - 45 Degree Angle*

8 x 8 x 18 Hollow Stretcher

8 x 8 x 18 Hollow Corner Sash